

Readers

Dear customers, your use of the broadcasting company speaker series. We would like to extend my heartfelt thanks to all of the Company manufactured products have been tested before, the commitment to keep its quality. Loud - speakers broadcast Pan-for hotels, commercial buildings, supermarkets, schools, leisure and entertainment venues, is your ideal choice. For your installation, commissioning and use of this product, the installation please read this note.

Safety Tips

- Please be sure to use the former reading detailed notes.
- Really pay attention to this manual and a safety with the important warning.
- Recommend that you keep this manual for future reference.

Common warning signs and security

The manual shown warning signs and security is to prevent the improper operation due to personal injury arising from the loss of property, please read before using this product must understand that this manual security symbols and Warning to indicate fully aware of potential risks.

 Warning Such as the inappropriate use of staff will cause injury, death and property damage.
--

When installed loudspeakers

- Restricted by the provisions of the speakers on the voltage, such as the use of high voltage may cause electric shock or fire disaster. Is no pruning, distorted, or replacement of damaged wires.
- Avoid instability in the installation or set up speakers, such as shaking the table or flat surface, the speaker can avoid falling caused personal injury or property damage.
- Speakers will be installed in support of the speaker or the weight of a solid shelf. Speaker swap can be avoided caused personal injury or property damage.
- Wet hands must not be admitted into or plugs, may lead to electric shocks.
- The allocation of plugs, make sure that pull plugs, rather than pull wires. The use of a damaged power line of machinery may cause fire or electric shock.
- Mobile speaker, you plug the prior allocated. If the speaker and plugs may be moving together will cause fire or electric shock. For plugs, identified as plugs for grip.
- Will not be allowed to speakers on the vent cover. May cause internal heating caused by the fire.
- Avoid speakers installed in the humidity or dust, direct contact with the sun, from the near-electric, or smoke or steam, may cause fire or electric shock.

itC

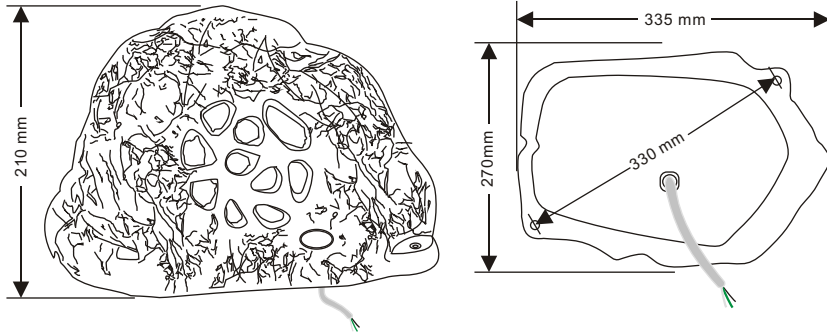
Garden Speaker



T-300R1

OWNER'S MANUAL

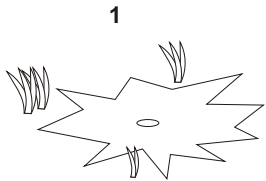
Dimension



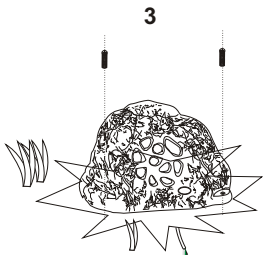
T-300R1

Installation

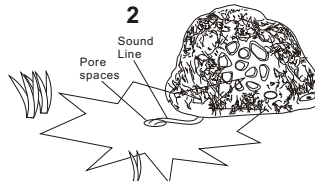
In the grass on the ground to find a piece of hard soil.
Dim: 355(D)X270(W)X210(H)mm



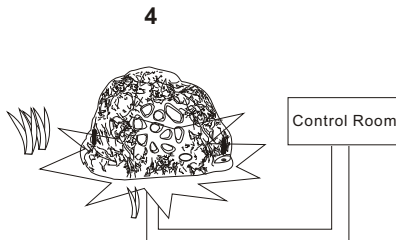
Fixed with screws Garden speaker



Measurement of the screw hole grass-bitspeaker, lawn speaker will land softly on the earth, and speaker wire through the hole dug soil-bitland.



Parallel connection lines, after the completion of the Garden speaker mounted



1. On the grass to find a piece of hard clay ground.
2. Gently to the grass on the Garden speaker, measured using measurement tools Garden speaker screw holes and screw the appropriate choice.
3. Fixed with screws Garden speaker.
4. Connected in parallel lines, after the completion of the Garden speaker installed.

Specifications

Model	T-300R1
Power Taps@100V	7.5W/15W
Power Taps@70V	3.8W/7.5W
Impedance	Black:Com, White:1.3K Ω , Green:670 Ω
SPL(1W/1M)	96dB
Freq Response	120-16KHz
IP Rate	IP \times 6
Cutout Size	330 mm
Dimensions	\varnothing 330mm \varnothing H:210 mm
Weight	3.3Kg

Label Stickers

itC GARDEN SPEAKER						
Model	T-300V1	T-300V2	T-300R1	T-300R2	T-300EA1	T-300EA2
Power Taps@100V	25W/12.5W	15W/7.5W	30W/15W			
Power Taps@70V	12.5W/6.3W	7.5W/3.8W	15W/7.5W			
Green	400 Ω	670 Ω	330 Ω			
White	800 Ω	1.3K Ω	670 Ω			
Black ∇	COM	COM	COM			
SPL(1W/1M)	98dB	96dB	90dB			
Freq Resp	120-16KHz	120-16KHz	60-14KHz			
Setting Dimension	\varnothing 310mm \varnothing	\varnothing 330mm \varnothing	\varnothing 250mm \varnothing 250mm			